

# Master the Art of Web Design with Photoshop: A Comprehensive Guide for Developers

In today's digital landscape, a visually appealing and user-friendly website is crucial for any business or organization. As a web developer, it's essential to possess a strong understanding of design principles and tools to create websites that not only function smoothly but also captivate users. Photoshop, a powerful image editing and graphic design software, plays a vital role in the web design process, empowering developers to create high-quality graphics, optimize images, and enhance the overall visual appeal of their websites.



## PHOTOSHOP TUTORIAL FOR WEB DEVELOPER

by Lily Williams

★★★★☆ 4.8 out of 5

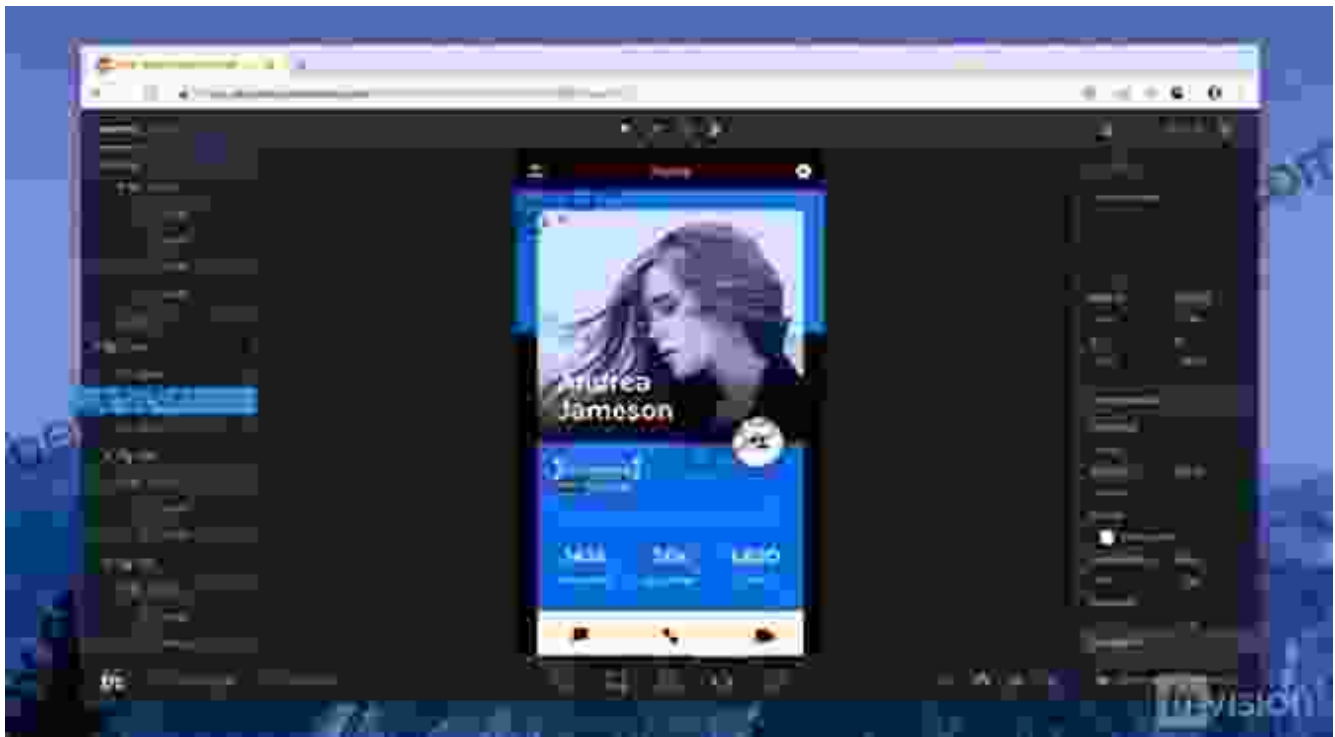
Language : English  
File size : 15492 KB  
Text-to-Speech : Enabled  
Enhanced typesetting : Enabled  
Print length : 40 pages  
Lending : Enabled  
Screen Reader : Supported



This comprehensive tutorial is designed to provide web developers with a solid foundation in Photoshop skills, specifically tailored to the needs of web design. Whether you're just starting out or looking to expand your knowledge, this guide will equip you with the techniques and strategies you need to elevate your web designs to the next level.

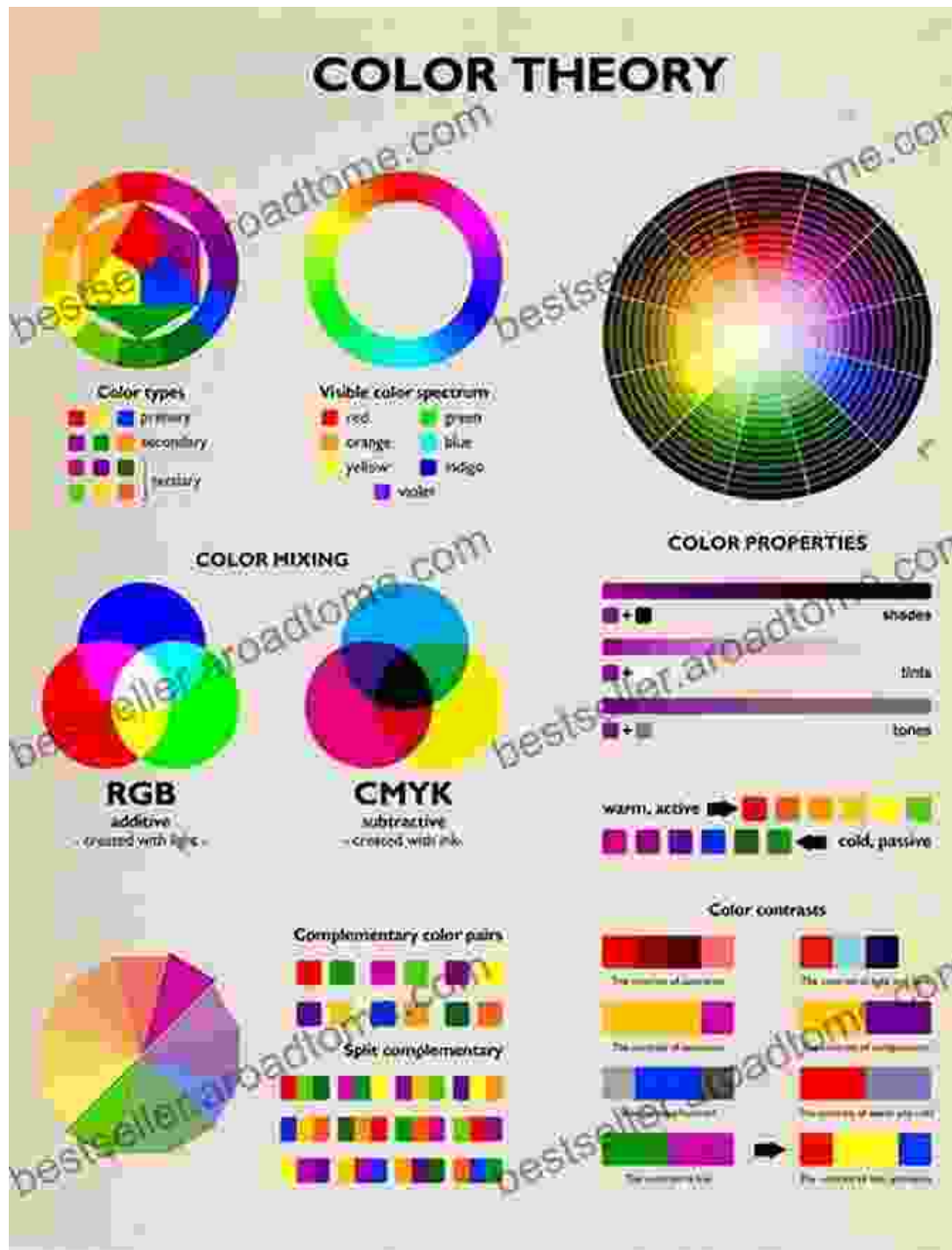
## Chapter 1: Getting Started with Photoshop for Web Design

In this chapter, we'll take you through the basics of Photoshop, including the user interface, essential tools, and preferences for web design. You'll learn how to create and navigate documents, import and export images, and work efficiently with layers and masks.



## Chapter 2: Understanding Web Design Principles

Before diving into Photoshop techniques, it's crucial to have a solid understanding of web design principles. This chapter explores concepts such as composition, typography, color theory, and user experience. You'll gain insights into the elements that make for effective web designs and how to apply these principles in Photoshop.



## Chapter 3: Essential Photoshop Techniques for Web Designers

Now it's time to get hands-on! This chapter covers the core Photoshop techniques used in web design, including image optimization, resizing, cropping, and retouching. You'll learn how to enhance images for web, create transparent backgrounds, and work with different image formats for optimal performance.



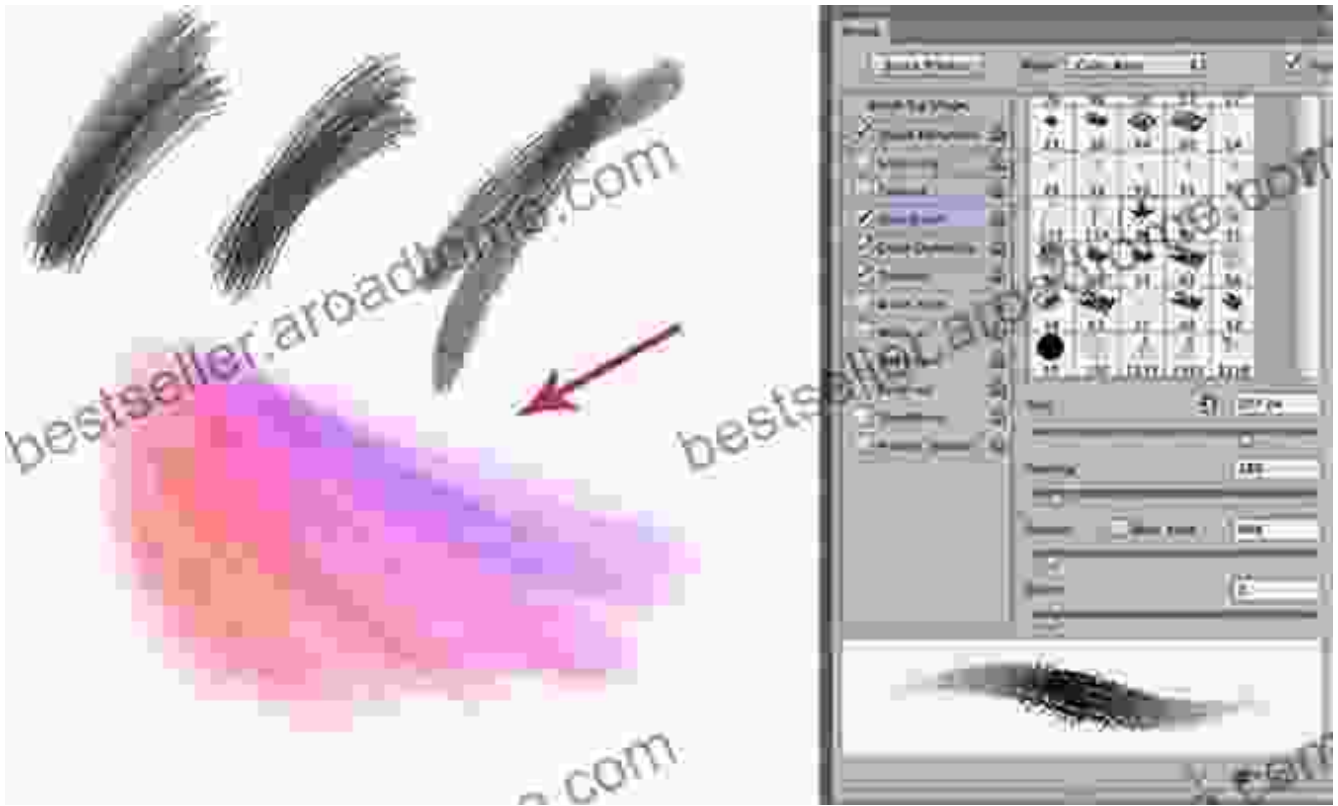
## **Chapter 4: Creating Web Graphics and UI Elements**

In this chapter, you'll dive into the creation of web graphics and UI elements. We'll show you how to design buttons, icons, navigation bars, and other essential elements using Photoshop's powerful drawing tools and effects. You'll also learn how to optimize graphics for different screen sizes and responsive design.



## Chapter 5: Advanced Techniques for Web Developers

For those who want to take their Photoshop skills to the next level, this chapter explores advanced techniques specifically for web developers. You'll learn how to use layer styles for non-destructive editing, create custom brushes and patterns, work with smart objects, and automate tasks using actions and scripts.



## Chapter 6: Best Practices and Professional Tips

To wrap up this comprehensive tutorial, we'll share industry-best practices and professional tips to help you create stunning and functional websites. From optimizing images for speed to using Photoshop plugins and tools for efficiency, this chapter provides invaluable insights for every web developer.



Congratulations! By completing this tutorial, you've now gained a comprehensive understanding of how to use Photoshop for web design. From the basics of the software to advanced techniques, you're now equipped to create visually appealing and user-friendly websites that will captivate your users. Remember to practice regularly, explore new features, and stay up-to-date with industry trends to continue honing your skills and creating exceptional web designs.

This tutorial is just the beginning of your journey as a web developer who masters Photoshop. As you continue learning and applying your skills, you'll discover even more ways to harness the power of this software to create stunning and effective websites.


## PHOTOSHOP TUTORIAL FOR WEB DEVELOPER

by Lily Williams

★★★★☆ 4.8 out of 5

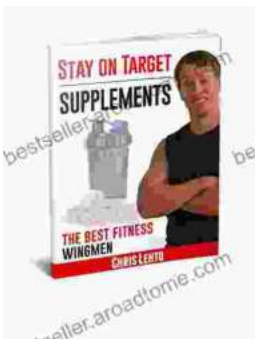


Language : English  
File size : 15492 KB  
Text-to-Speech : Enabled  
Enhanced typesetting : Enabled  
Print length : 40 pages  
Lending : Enabled  
Screen Reader : Supported



## Drawing and Illustrations of the 18th Century: A Journey into Artistic Brilliance

Step into the captivating realm of art and history with "Drawing and Illustrations of the 18th Century." This comprehensive volume offers an...



## Stay On Target Supplements: The Best Wingmen

In the high-stakes game of achieving your fitness goals, you need the best possible support. That's where Stay On Target Supplements comes in. Our...