


Interpretation and Diagnostic Strategies: Revolutionizing Dental Diagnostics

In the intricate realm of dentistry, accurate diagnosis is the cornerstone of effective treatment. "Interpretation and Diagnostic Strategies: An Issue of Dental Clinics of North America" emerges as an indispensable resource for dental professionals, offering a comprehensive exploration of the latest diagnostic techniques and strategies.



Oral Radiology: Interpretation and Diagnostic Strategies, An Issue of Dental Clinics of North America (The Clinics: Dentistry) by Matt Goldstein

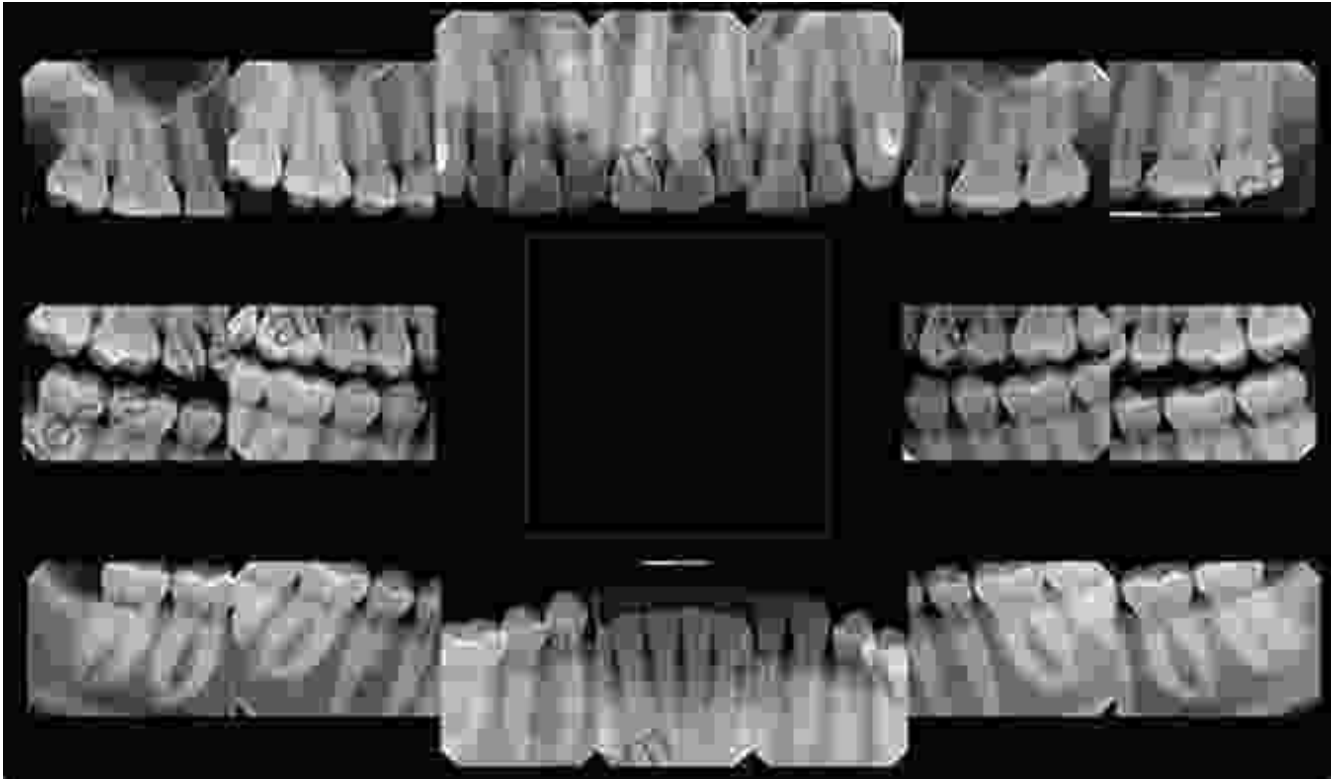
★★★★☆ 4.6 out of 5

Language : English
File size : 30265 KB
Text-to-Speech : Enabled
Screen Reader : Supported
Enhanced typesetting : Enabled
Print length : 568 pages



Chapter 1: Radiographic Interpretation: A Comprehensive Guide

Delve into the fascinating world of dental imaging with this in-depth guide. From panoramic radiographs to bitewings and cone-beam computed tomography (CBCT), this chapter deciphers the intricacies of radiographic interpretation, empowering dentists to accurately diagnose dental caries, periodontal disease, and other oral pathologies.



Chapter 2: Advanced Diagnostic Technologies: Unlocking Hidden Clues

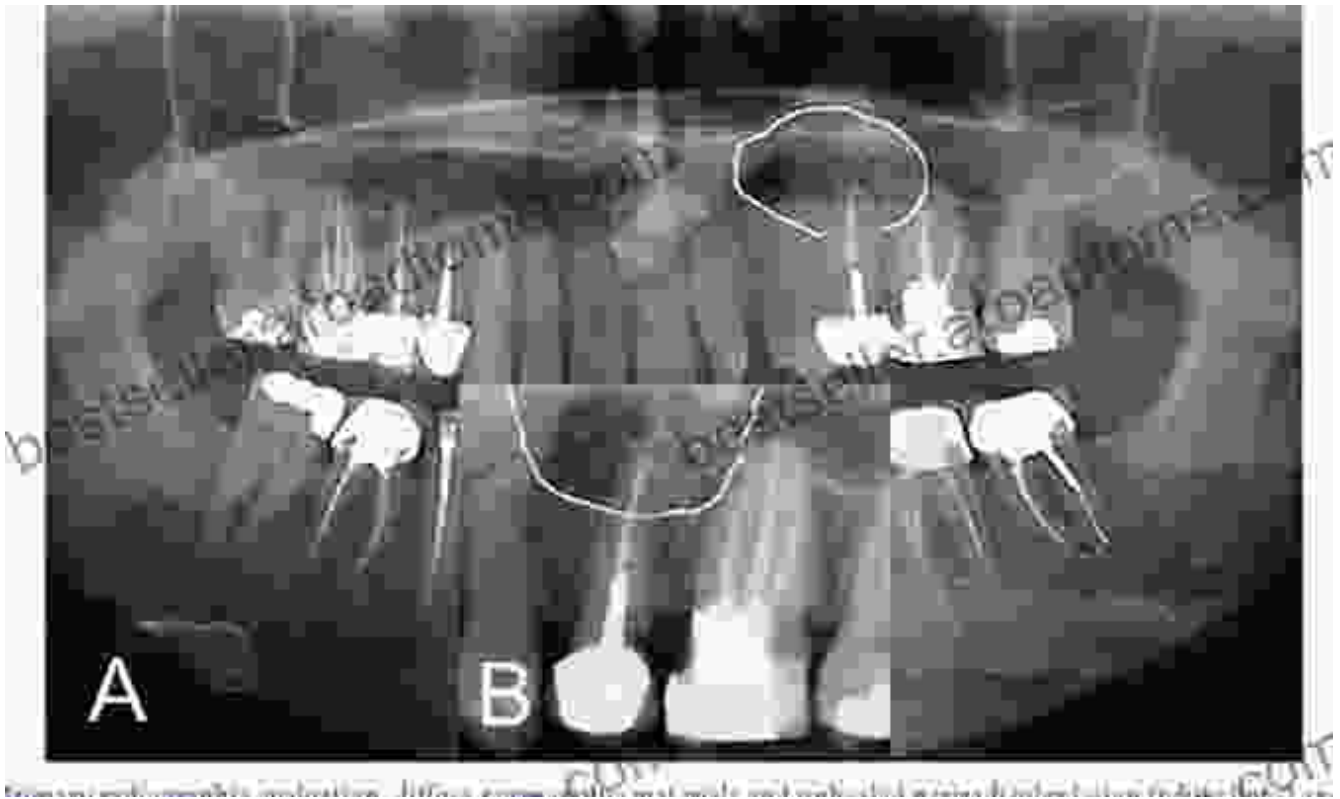
Discover the cutting-edge advancements in dental diagnostics. This chapter explores innovative techniques such as dental lasers, fluorescence imaging, and salivary diagnostics, providing insights into their application for early disease detection, caries risk assessment, and monitoring treatment outcomes.



Advanced diagnostic technologies provide valuable information for accurate diagnoses.

Chapter 3: Pulp and Periradicular Tissue Management: A Clinical Focus

Master the art of pulp and periradicular tissue management with this comprehensive chapter. Explore the differential diagnosis of pulpitis and periradiculitis, learn about advanced techniques for root canal treatment, and delve into the latest advancements in endodontic surgery.



Chapter 4: Periodontal Disease: Diagnosis and Treatment Planning

Gain in-depth knowledge of periodontal disease, from its etiology and progression to advanced diagnostic methods and treatment planning. This chapter explores periodontal probing, radiographic evaluation, and genetic testing, empowering clinicians to make informed decisions for periodontal management.

The Role of Radiology in Assessment of Periodontal Disease

- Both clinical and radiographic data are essential for diagnosing the presence and extent of periodontal disease.

Clinical information includes:

- ■ Bleeding indices
- ■ Probing Depths
- ■ Edema
- ■ Erythema
- ■ Gingival Architecture

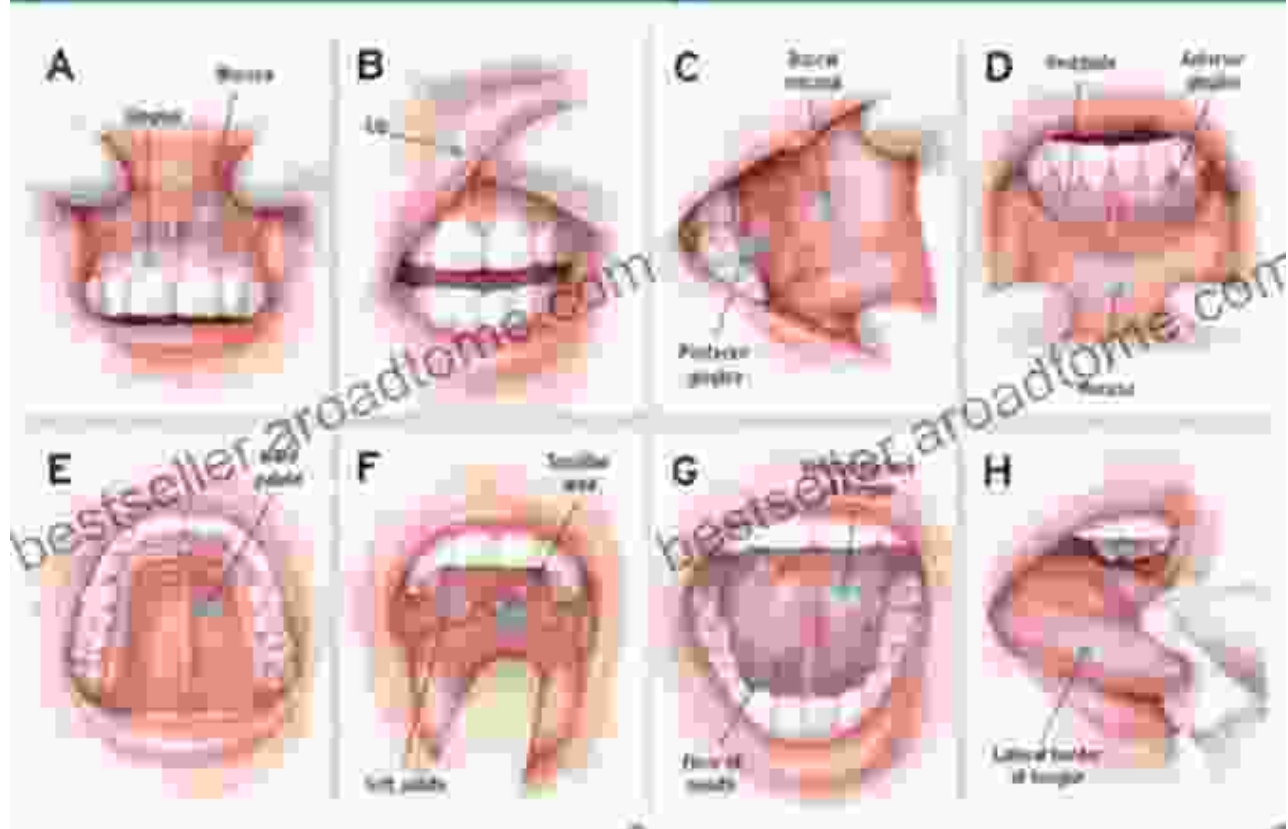


Comprehensive insights into periodontal disease diagnosis and treatment planning.

Chapter 5: Oral Malignancies: Early Detection and Management

Equip yourself with the essential knowledge for early detection and management of oral malignancies. This chapter discusses clinical examination, biopsy techniques, and advanced imaging modalities for diagnosing oral cancer, salivary gland tumors, and other premalignant lesions.

The 8-Step Oral Cancer Screening



Chapter 6: Forensic Dentistry: Identification, Abuse, and Trauma

Explore the intriguing field of forensic dentistry, where dental professionals play a vital role in identification, investigation of abuse, and assessment of trauma. This chapter delves into bite mark analysis, DNA profiling, and other forensic techniques, providing an understanding of their application in legal and criminal investigations.




Forensic dentistry contributes to justice through identification and investigation.

"Interpretation and Diagnostic Strategies: An Issue of Dental Clinics of North America" is an invaluable resource for dental professionals seeking to enhance their diagnostic skills and provide the highest quality of patient care. With its comprehensive coverage of cutting-edge techniques, clear explanations, and practical insights, this book empowers dentists to make informed decisions and achieve optimal oral health outcomes.


Embrace the transformative power of this essential reference and elevate your dental practice to new heights of diagnostic excellence.

Oral Radiology: Interpretation and Diagnostic Strategies, An Issue of Dental Clinics of North America (The Clinics: Dentistry) by Matt Goldstein

★★★★☆ 4.6 out of 5

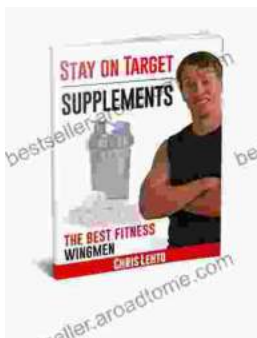


Language : English
File size : 30265 KB
Text-to-Speech : Enabled
Screen Reader : Supported
Enhanced typesetting : Enabled
Print length : 568 pages



Drawing and Illustrations of the 18th Century: A Journey into Artistic Brilliance

Step into the captivating realm of art and history with "Drawing and Illustrations of the 18th Century." This comprehensive volume offers an...



Stay On Target Supplements: The Best Wingmen

In the high-stakes game of achieving your fitness goals, you need the best possible support. That's where Stay On Target Supplements comes in. Our...