


Atlas of Induced Sputum: Encyclopedia of Visual Medicine 69 - Unveiling the Secrets of Respiratory Health

Respiratory health is paramount to overall well-being, yet diagnosing and managing respiratory diseases can be challenging. The Atlas of Induced Sputum: Encyclopedia of Visual Medicine 69 emerges as an invaluable tool for healthcare professionals seeking to enhance their understanding of respiratory ailments. This comprehensive guide offers an unprecedented collection of high-quality images, serving as a visual roadmap to the complexities of respiratory cytomorphology.

A Visual Compendium for Accurate Diagnosis Induced sputum, a non-invasive procedure, plays a crucial role in the diagnosis of respiratory diseases. The Atlas of Induced Sputum presents an extensive collection of meticulously captured images, encompassing normal and abnormal cytological patterns. These images provide a comprehensive visual reference for healthcare professionals, enabling them to make informed diagnoses with greater accuracy.

Empowering Healthcare Professionals The Atlas of Induced Sputum is meticulously designed to cater to the needs of various healthcare professionals involved in respiratory diagnostics. Cytomorphologists, pathologists, and respiratory physicians will find this guide indispensable for refining their diagnostic skills. With its detailed descriptions and expert insights, the atlas empowers healthcare providers to confidently interpret sputum cytology findings, leading to improved patient outcomes.



Atlas of Induced Sputum (Encyclopedia of Visual Medicine Series Book 69) by Vincent Leclercq

★★★★★ 5 out of 5

Language : English
File size : 10801 KB
Text-to-Speech : Enabled
Screen Reader : Supported
Enhanced typesetting : Enabled
Print length : 226 pages



Unveiling the Spectrum of Respiratory Diseases Respiratory diseases manifest in a wide range of cytological patterns. The Atlas of Induced Sputum provides an in-depth exploration of these patterns, encompassing common and less frequently encountered respiratory conditions. Healthcare professionals can delve into the cytomorphological characteristics of infectious diseases, such as pneumonia and tuberculosis, as well as neoplastic and non-neoplastic conditions. This comprehensive coverage ensures that healthcare providers are equipped to handle the diverse spectrum of respiratory ailments they encounter in clinical practice.

A Visual Aid for Educational Excellence Beyond its diagnostic applications, the Atlas of Induced Sputum serves as an exceptional educational resource for students and trainees in the field of respiratory medicine. Its visually rich content provides a captivating and engaging learning experience, fostering a deep understanding of respiratory cytomorphology. The atlas is an invaluable supplement to traditional textbooks, offering a unique perspective that enhances the learning process.

Exceptional Image Quality and Expert AuthorshipThe Atlas of Induced Sputum is renowned for its exceptional image quality, ensuring that healthcare professionals can clearly visualize the cytological features under discussion. Each image is meticulously captured and reproduced to provide the highest level of detail. The atlas is authored by a team of renowned experts in the field of respiratory cytopathology, ensuring the accuracy and reliability of the information presented.

The Atlas of Induced Sputum: Encyclopedia of Visual Medicine 69 stands as an indispensable resource for healthcare professionals seeking to excel in the diagnosis and management of respiratory diseases. Its comprehensive collection of high-quality images, coupled with expert insights, empowers healthcare providers to make informed decisions, leading to improved patient outcomes. Whether you are a seasoned healthcare professional or a student embarking on your journey in respiratory medicine, the Atlas of Induced Sputum is an invaluable companion that will guide you through the complexities of respiratory health.

Free Download Your Copy TodayInvest in your respiratory health expertise and Free Download your copy of the Atlas of Induced Sputum: Encyclopedia of Visual Medicine 69 today. This comprehensive guide will empower you to confidently navigate the challenges of respiratory diagnostics, leading to improved patient care.


Atlas of Induced Sputum (Encyclopedia of Visual Medicine Series Book 69) by Vincent Leclercq

★★★★★ 5 out of 5

Language : English

File size : 10801 KB

Text-to-Speech : Enabled

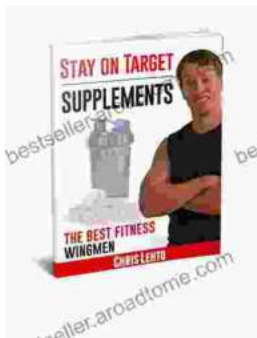


Screen Reader : Supported
Enhanced typesetting: Enabled
Print length : 226 pages



Drawing and Illustrations of the 18th Century: A Journey into Artistic Brilliance

Step into the captivating realm of art and history with "Drawing and Illustrations of the 18th Century." This comprehensive volume offers an...



Stay On Target Supplements: The Best Wingmen

In the high-stakes game of achieving your fitness goals, you need the best possible support. That's where Stay On Target Supplements comes in. Our...